


One Step Counterbalancing with Tare Counterweight Scale Instructions For Use

The Counterbalancing scale with tare feature includes

1. AC adapter
2. Stainless steel weighing platform
3. Two AAA batteries (included)


Critical Unpacking Instruction

1. Remove packaging material from beneath the stainless steel weighing platform




Operation

1. Set the units to Grams
2. Place scale on a flat surface



Place Concentrating Device onto the scale and press the **TARE** button to get a Zero reading.

Then remove the Device



Place the counterbalance device onto the scale and get a digital read-out of exactly how much volume to add or remove for a perfect counterbalance.

For Example:

-30 g means add 30mL to balance
3 g means remove 3mL to balance